







-  Konventionelle Prägetechnik
-  Ritz-/Nadelprägetechnik
-  Typenradprägetechnik
-  Lasertechnik
-  Traceability
-  Sondermaschinenbau

## Workshop unit 320

### Technical data sheet







- Marking area size 120 x 100 mm (X/Y)
- Different marking processes: Scribe and dot-peening marking, Vibropeening
- DataMatrix coding (EC200)
- Universal and flexible marking machine for direct marking of workpieces
- Designed for one-off production and small series
- X/Y-axis of the coordinate unit with precise linear guides
- Drive with stepper motors and ball screws
- Version for pneumatic or electric marking heads



### Application area

The 320 marker is the compact workshop unit for permanent, flexible markings on almost all materials. This product from BORRIES offers you the best technology in a low-wear and low-maintenance version at an unrivalled low price. The large labelling field offers the possibility of marking one or more lines of text in a freely scalable size. Angled and circular marking as well as date, time and sequential numbering are also possible. The marking data can be entered quickly and easily using the included BORRIES VisuWin SE marking software or transferred to the marking software from a higher-level system. A graphical user interface enables fast setup and adjustment of marking images (layouts).



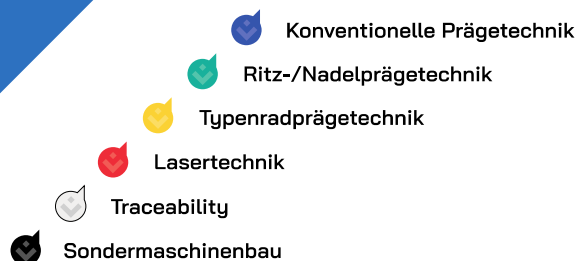
-  Konventionelle Prägetechnik
-  Ritz-/Nadelprägetechnik
-  Typenradprägetechnik
-  Lasertechnik
-  Traceability
-  Sondermaschinenbau

## Options

- Manual plate slider
- 12.1" Panel-PC mounted on the side
- Barcode scanner (connection to PC)



Fig. with EPD marking head and manual plate slider option



## Technical data

Property	Dimensions, unit, explanation
Dimensions of marking unit with table and column (W x D x H)	333 x 470 x 602 mm (standard configuration)
Marking area size	120 x 100 mm
Weight (without power supply unit)	approx. 20 kg
Marking speed (depending on character height and font format, marking process and motorisation)	approx. 1 – 3 characters/second
Character height	Freely scalable from 0.5 mm
Documentation	German or English, other languages optional
Marking tip penetration depth (depending on the material to be marked, marking head and marking process)	approx. 0.01 – 0.2 mm (see marking head data sheet)
Font	DIN 1451, 7 x 5 dot-peening, Vibropeening, DataMatrix code, other fonts, special characters and logos optional
Writing direction	Straight, angled or circular
Option: Manual plate slider module	For plates up to 120 x 100 mm
PC requirements/operating system	PC with Microsoft Windows 7/8.1/10/11*), 32 or 64 bit, processor with min. 1500 MHz, min. 1024 MB RAM*), approx. 100 MB of free hard disk space, CD drive, Ethernet or USB ≥2.0 port (optional**), screen resolution ≥1024x768 pixel resolution or higher, data interface for PC connection: Ethernet (TCP/IP) or USB ≥2.0 (optional)
Option: 12.1" TFT LCD Panel PC	1024 x 768 resistive touchscreen, 1.6 GHz CPU, 1GB DDR RAM, external power supply 230V/25W
Option: Barcode scanner (connection to PC)	Code 39 (preset) STX/ETX transmission (preset)

\*) For Windows 7/8.1/10/11, a faster PC with more RAM should be available.

\*\*\*) The USB port should only be used if the marking system is operated in an interference-free environment.

Subject to technical changes.