







-  Conventional marking technology
-  Scribe, stylus and dot-peening marking technology
-  Type-wheel marking technology
-  Laser-marking technology
-  Traceability
-  Special-purpose machines

Pneumo-hydraulic marking unit

Technical data sheet

- The machines work with a compact cylinder, integrated pneumo-hydraulic pressure intensifier that generates high marking forces in a very short time.
- The noise level is usually below 75 dB(A)
- The following can be used: Type holder with steel types, engraved stamp, numbering heads or combinations thereof.
- Marking of almost all permanently plastically deformable materials is possible
- Power levels up to 159 kN



Fig. PHP 80-C with two-hand control

Application area

BORRIES pneumo-hydraulic marking units are suitable for compact applications that require high marking forces. Among other things, they can be used as complete systems in column or C-frames, as well as attachment units for transfer lines and rotary indexing systems.

Optional equipment

Special equipment

Technical data

	PHP 80
Stroke	32 mm
of which power stroke	3 mm
Max. marking force (at 6 bar air pressure)	91 kN
Max. marking force (at 10 bar air pressure)	159 kN
Noise level	<75 dB(A)
Pneumatic connection pressure (supply pressure)	Min. 4.5 bar (65 psi)/max. 10 bar (145 psi)

Subject to technical changes.